

beverage technology

11

pumps.....	216
valves.....	217
screw connections.....	218
connections.....	218
couplings.....	219
bar accessories.....	220



beverage technology

pumps

SHURFLO BRIX



1

technical data:
mixing procedure post-/pre-mix
connection fittings 3/8"

fig.	GEV No.	description	type	mixing ratio
1	440008	beverage pump	94-260-05	5:1
1	440010	beverage pump	94-260-07	7.7:1
1	440009	beverage pump	94-263-06	6:1



1

fig.	GEV No.	description
1	440011	spare parts kit suitable for BRIX mixing ratio 6:1


SHURFLO electric - 8000 series



1

2

fig.	GEV No.	description	flow rate (l/min)	preset at (bar)	connection fittings:	voltage
1	440018	beverage pump	3.6	4.1	3/8" NPT	24VAC
2	440006	beverage pump	5	6.9	-	230VAC



3

4

fig.	GEV No.	description	flow rate (l/min)	preset at (bar)	connection fittings:	voltage
3	440007	beverage pump	5	6.9	-	230VAC
4	440005	beverage pump	6	3.4	-	230VAC



fig.	GEV No.	beverage outlet	material	type
1	440515	1/2"	nylon	H
1	440516	3/8"	nylon	H
2	440517	1/2"	nylon	H
3	440514	3/8" 10mm John Guest	nylon	TM
4	440017	3/8" 10mm John Guest	nylon	TM



fig.	GEV No.	beverage outlet	material	type
5	440016	3/8" 10mm John Guest	SS	S
6	440513	1/4" 10mm John Guest	plastic	S

SHURFLO gas-operated

for BIB syrup, non-alcoholic beverages, wine



1

technical data:
mixing procedure post-mix

fig.	GEV No.	type	beverage inlet	beverage outlet	gas inlet	gas outlet
1	440004	166-296-28	3/8"	1/4"	1/4"	1/4"

for Coca Cola



1

2

technical data:
mixing procedure post-mix

fig.	GEV No.	type	beverage inlet	beverage outlet	gas inlet	gas outlet
1	440002	166-296-19	3/8"	3/8"	1/4"	1/4"
2	440003	166-296-20	3/8"	3/8"	1/4"	sound damper



3 **4**

technical data:
mixing procedure post-mix

fig.	GEV No.	type	beverage inlet	beverage outlet	gas inlet	gas outlet
3	440001	166-296-25	3/8"	1/4"	1/4"	1/4"
4	440000	166-296-29	-	-	-	-

1 **2**

fig.	GEV No.	beverage type	connection fittings:
1	440306 ¹	BIB syrup, non-alcoholic beverages, wine	1/4" straight
2	440307 ¹	BIB syrup, non-alcoholic beverages, wine	1/4" T-piece

¹with accessories

1 **2**

fig.	GEV No.	connection	material
1	440509	1/4" 10mm John Guest	plastic
2	440512	1/4" 10mm John Guest	plastic

3 **4**

fig.	GEV No.	connection	material
3	440504	1/4" 10mm John Guest	plastic
4	440506	3/8"	plastic

5 **6**

fig.	GEV No.	connection	material
5	440503	3/8"	plastic
6	440508	3/8"	stainless steel

7 **8**

fig.	GEV No.	connection	material
7	440510	1/4"	plastic
7	440505	3/8"	plastic
8	440500	1/4"	plastic

9 **10**

fig.	GEV No.	connection	material
9	440511	1/4"	stainless steel
9	440507	3/8"	stainless steel
10	440502 ¹	1/4"	plastic

¹with non-return valve

11

fig.	GEV No.	connection	material
11	440501 ¹	1/4"	plastic

¹with non-return valve

valves

shut-off valves

1

technical data:
producer John Guest
operating pressure at 20°C 10bar

fig.	GEV No.	pipe connection	material
1	440723	1/4" - 1/4"	PP
1	440717	3/8" - 3/8"	POM
1	440719 ¹	3/8" - 3/8"	POM
1	440724	3/8" - 3/8"	PP
1	440718	1/2" - 1/2"	POM
1	440720	ø6mm - ø6mm	PP
1	440721	ø8mm - ø8mm	PP
1	440722	ø10mm - ø10mm	PP
1	440725	1/4" - thread 1/4" NPTF	PP

¹with mounting clip



non-return valves

**technical data:**

producer John Guest
operating pressure at 20°C 10bar
opening pressure 0,02bar
material POM

fig.	GEV No.	pipe connection	fig.	GEV No.	pipe connection
1	440728	1/4" - 1/4"	2	440726	ø6mm - ø6mm
1	440729	5/16" - 5/16"	2	440727	ø10mm - ø10mm
1	440730	3/8" - 3/8"			

SHURFLO pressure valves

for BRIX pumps

**technical data:**

mixing procedure Premix

fig.	GEV No.	beverage type	connection fittings:
1	440305	non-alcoholic	3/8"

for BRIX and gas pumps

**technical data:**

mixing procedure post-mix

fig.	GEV No.	preset at (bar)	beverage type	connection fittings:
1	440303	3.4	non-alcoholic	3/8"

for gas pumps

**technical data:**

mixing procedure post-mix BIB

fig.	GEV No.	beverage type	connection fittings:
1	440300	non-alcoholic	3/8"
2	440301	non-alcoholic	3/8"

for gas and electric pumps



1

technical data:

mixing procedure post-mix

fig.	GEV No.	preset at (bar)	beverage type	connection fittings:
1	440304	2.1	non-alcoholic	3/8"
1	440302	4.5	non-alcoholic	3/8"

screw connections



fig.	GEV No.	TS	fig.	GEV No.	TS
1	440519	1/2" BSF	3	440521	1/2" BSF
2	440520	1/2" BSF			



fig.	GEV No.	TS	fig.	GEV No.	TS
4	440522	7/16" UNF	6	440524	7/16" UNF
5	440523	7/16" UNF			



fig.	GEV No.	TS
7	440518	1/2" - 7/16"

connections

type CC (1/2" BSF)



1

technical data:


material SS
beverage type non-alcoholic

fig.	GEV No.	DN (mm)	grommet ø (mm)	grommet length (mm)	for hose ID (mm)
1	504495	2	3.25	11	2.7
1	504846	2.5	4	13	3.4
1	504496	3	4.5	15	4
1	504847	3.2	5	20	4.5
1	504851	5	7	18	6.7
1	504538	5.5	6.6	15	6
1	504553	6.7	8.5	15	8
1	504762	8.4	10.2	15	10




fig.	GEV No.	description
1	520903	end cap thread UNF thread 1/2"-16 nickel-plated brass WS 16
1	520670	union nut inch thread UNF thread 1/2"-16 H 16mm nickel-plated brass WS 16
1	520901	union nut non-alcoholic metric thread UNF thread 1/2"-16 H 15mm nickel-plated brass WS 16
2	504784	gasket non-alcoholic for 3/8" black ø 14mm ID ø 8mm Qty 10 pcs
3	504783	gasket non-alcoholic for CC 1/2" red ø 10,7mm ID ø 5,8mm Qty 10 pcs
4	520906	nut non-alcoholic thread UNF thread 1/2"-16 H 5mm WS 16 nickel-plated brass

type NC (7/16" UNF)




technical data:
material SS
beverage type non-alcoholic

fig.	GEV No.	DN (mm)	grommet ø (mm)	grommet length (mm)	for hose ID (mm)
1	504497	2	3.25	11	2.7
1	504498	2.7	4	11	3.4
1	504499	3	4.5	15	4
1	504569	5	6.6	15	6
1	504848	5	7	20	6.7
1	504581	6.7	8.5	15	8




fig.	GEV No.	description
1	520648	end cap thread UNF thread 7/16"-20 nickel-plated brass WS 14
2	504784	gasket non-alcoholic for 3/8" black ø 14mm ID ø 8mm Qty 10 pcs
2	504782	gasket non-alcoholic for NC 7/16" white ø 9,5mm ID ø 4,9mm Qty 10 pcs
3	520907	nut non-alcoholic thread UNF thread 7/16" H 5mm WS 16 nickel-plated brass
4	520669	union nut non-alcoholic inch thread UNF thread 7/16"-20 H 16mm nickel-plated brass WS 14
4	520902	union nut non-alcoholic metric thread UNF thread 7/16"-20 H 16mm nickel-plated brass WS 14

type beer



technical data:
connection groove 14x8mm
beverage type non-alcoholic


fig.	GEV No.	material	DN (mm)	grommet ø (mm)	grommet length (mm)
1	504484	nickel-plated brass	2.8	5	21
1	504487	nickel-plated brass	7	9.5	23
1	504489	nickel-plated brass	10	12	28
1	504485	SS	4	6	21
1	504486	SS	7	9.5	23
1	504488	SS	10	12	28



technical data:
connection groove 14x8mm
beverage type non-alcoholic

fig.	GEV No.	material	DN (mm)	grommet ø (mm)	grommet length (mm)
2	504492	nickel-plated brass	7	9.5	20
2	504494	nickel-plated brass	10	12	20
2	504490	SS	4	6	18
2	504491	SS	7	9.5	20
2	504493	SS	10	12	20


type SHURFLO



technical data:
material SS
beverage type non-alcoholic

fig.	GEV No.	connection (mm)	grommet ø (mm)	fig.	GEV No.	connection (mm)	grommet ø (mm)
1	504839	9.5	7	2	504841	12.7	10
2	504838	12.7	7	3	504840	16	8

miscellaneous



technical data:
material SS
beverage type non-alcoholic

fig.	GEV No.	DN (mm)	grommet ø (mm)	grommet length (mm)	for hose ID (mm)
1	504852	7	10	18	9.8
1	504849	7.2	10	18	9.8
1	504850	10	13.6	18	13
1	504853	10	13.6	18	13



fig.	GEV No.	TS	material	H (mm)
1	520904	5/8"	nickel-plated brass	15
1	520905	3/4"	nickel-plated brass	15
2	440731	3/4"	SS	10
3	520678	3/4"-16UNF	nickel-plated brass	21
4	520649	5/8"-18UNF	chrome-plated brass	17.5

couplings




fig.	GEV No.	beverage type	TS	fig.	GEV No.	beverage type	TS
1	440525	Coca Cola	1/2"	2	440526	NC	7/16"



bar accessories

wash basins



fig.	GEV No.	description
1	542255	sink with glass rinser W 180mm D 170mm H 120mm drain ø 16mm 1/2" table built-in version
2	542257	sink with insert ø 175mm H 140mm mounting ø 145mm drain 1 1/2" built-in version SS/brass

washbasin taps




fig.	GEV No.	description
1	542258	pillar tap thread 1/2" H 65mm spout length 50mm spout height 40mm handle ø 30mm

water dispenser



fig.	GEV No.	description
1	542235	water dispenser dimensions 321x270x236mm connection 1/2" SS
2	542236	water dispenser H 236mm connection 1/2" SS

spillage trays



fig.	GEV No.	description
1	542256	drip tray with glass rinser W 634mm D 202mm H 25mm built-in version SS/plastic

REFRIGERATION

ANY PART JUST A CLICK AWAY IN THE GEV WEBSHOP